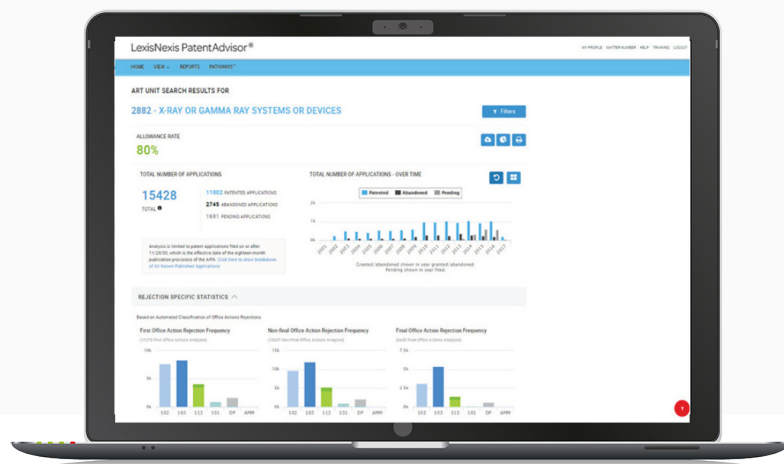


LexisNexis PatentAdvisor®



The PatentAdvisor strategy tool provides access to the most comprehensive patent prosecution analytics available anywhere.

Understand why certain patent applications take longer than others to reach allowance—then use that knowledge to devise better prosecution strategies.

Craft a more effective, systematic prosecution strategy with comprehensive patent analytics based on the context of the entire USPTO.

Understand why certain patent applications take longer than others to reach allowance—then use that knowledge to devise better strategies and manage resources.

Increase Your Patent Prosecution Efficiency with Comprehensive Patent Analytics

Intelligence to Drive Progress

To learn more, please visit us at:
internationalsales.lexisnexis.com/patent-advisor

PatentAdvisor enables you to:



Shorten the Prosecution process, without loss of claim quality, by supporting informed decisions.



Strategise with in-house and manage outside counsel by supporting data-driven decisions.



Receive email alerts that help you stay on top of office actions, amendments and other changes and phrase usage.



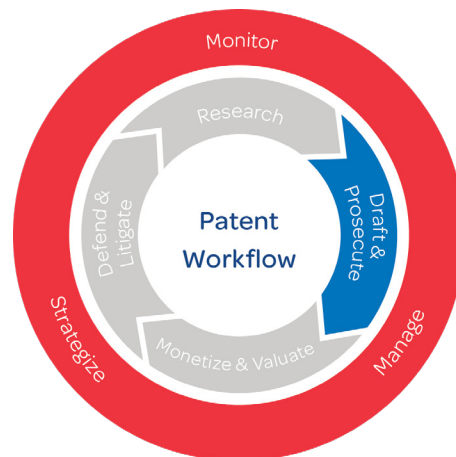
Select outside counsel based on prior performance and experience.



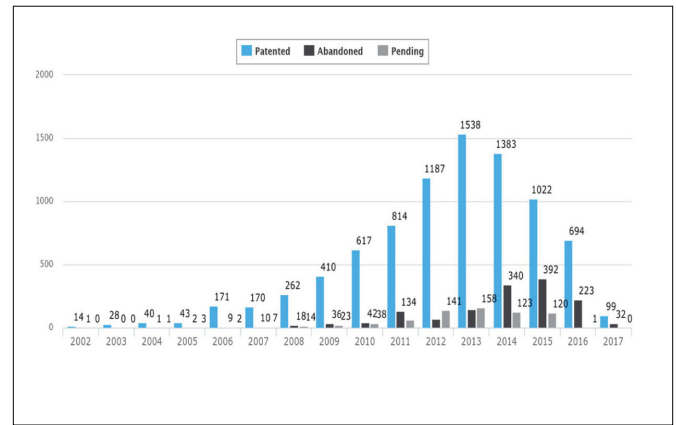
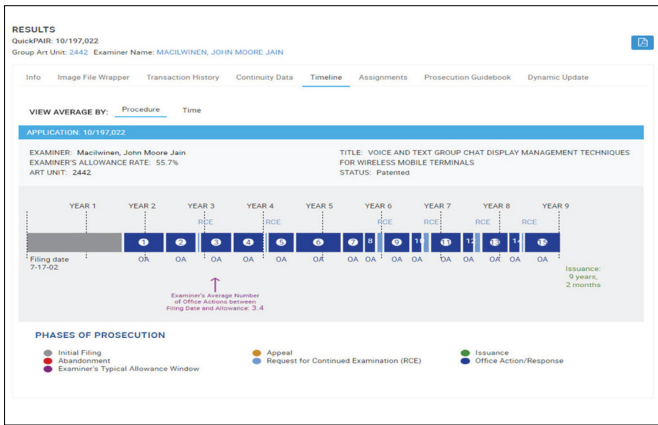
Gain unique competitive insights based on forecasts on what is likely to be granted and when and what value is likely to remain in the claim.



Manage your portfolio and choose to proceed or not on each application.



Greater control over US patent prosecution:



Shorten Prosecution process

Understand how your examiner normally responds to certain actions and plan your next step accordingly. PatentAdvisor can tell you how likely allowance is, and how much time/money would be required to obtain allowance.

Art unit	APPs	Average # OAs	Allowance rate	>1 RCE	Appeal filed	1 st OA to Issue	Filter
2617	783	2.5	63.8% (18458 / 28941)	39.4%	12.6%	1 Y, 8 M	Filter
2618	291	1.9	71.9% (14453 / 20094)	27.5%	6.7%	1 Y, 3 M	Filter
2646	270	1.9	80.4% (5293 / 6586)	35.1%	6.7%	1 Y, 4 M	Filter
2911	268	0.2	99% (53002 / 53514)	0.1%	0.1%	0 Y, 2 M	Filter
2649	225	1.8	78.9% (6599 / 8362)	31.5%	6.2%	1 Y, 2 M	Filter
2645	221	2.1	76.2% (5401 / 7091)	39%	8.5%	1 Y, 7 M	Filter
2916	202	0.2	99.1% (33285 / 33589)	0.2%	0.3%	0 Y, 2 M	Filter
2641	181	2.1	80.4% (3999 / 4977)	35.3%	8.4%	1 Y, 6 M	Filter
2648	157	1.7	82.2% (4399 / 5349)	28.7%	4.4%	1 Y, 1 M	Filter
2629	148	2.1	58.6% (12650 / 21577)	35.5%	6%	1 Y, 5 M	Filter

Understand competitors

Because we know every attribute of the examiner assigned to the application, we can forecast whether the competitor's application is likely to be granted, when it is likely to be granted, and whether the claims will be broad or narrow.

LexisNexis | Nexis Solutions

+31204853456

information@lexisnexis.com

Measure performance

Compare the average number of office actions per examiner with your number of office actions. This gives you a benchmark to measure how your firm is doing, or how your outside counsel is performing for you.

Application	Filing Date	Status	Number of Office Actions between Filing Date and Patent Issuance
10/197,022	2003-07-17	Patented Case	15 office actions (Examiner average is 3.4)
11/048,086	2005-01-28	Patented Case	14 office actions (Examiner average is 2.3)
10/991,359	2004-11-19	Patented Case	13 office actions (Examiner average is 3.5)
10/271,917	2002-10-16	Patented Case	13 office actions (Examiner average is 2.1)
10/777,478	2004-02-12	Patented Case	12 office actions (Examiner average is 4.3)
10/931,211	2004-09-01	Patented Case	12 office actions (Examiner average is 3.9)
10/776,004	2004-02-10	Patented Case	12 office actions (Examiner average is 3.5)
10/942,749	2004-09-16	Patented Case	12 office actions (Examiner average is 2.8)
11/377,182	2006-03-17	Patented Case	12 office actions (Examiner average is 2.8)
11/525,725	2006-09-22	Patented Case	12 office actions (Examiner average is 2.8)

Manage application portfolio

Understand which applications to proceed with to ensure quality of claims for granted patents. Use the knowledge about the examiner to assign resources where they are most likely needed.

The data that PatentAdvisor reveals is a feedback mechanism we use to decide whether more resources should be allocated for specific patent application.

Chief Patent Counsel – NuVasive